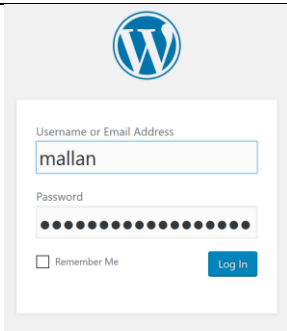
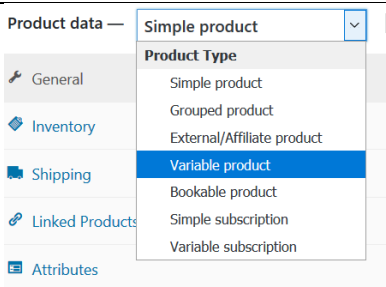
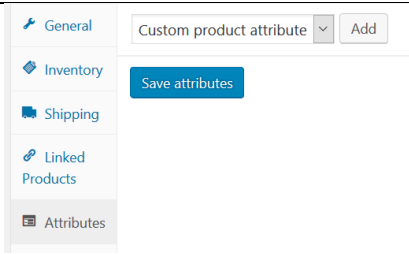


How to add variable pricing to a product

Introduction

The purpose of this document is to explain how to add variable pricing to a product.

Instructions

	<p>First you must sign into the dashboard of the site with your own userid and password.</p> <p>To get to the dashboard you click on the following link</p> <p>http://www.shatfordcentre.com/admin</p>
	<p>Create a product as described in</p> <p>http://www.shatfordcentre.com/wp-content/documents/website_instructions/Creating_a_new_product.pdf</p>
	<p>Select the “variable product option from the drop down list</p>
	<p>Let’s assume that you wish to create a different price based on the week the customer selects.</p> <p>First you need to create the attributes that represent the date ranges.</p> <p>Select the attributes tab</p>

<input type="text" value="Custom product attribute"/> <input type="button" value="Add"/>	Click on "Add" Custom attribute
--	---------------------------------

Type in the name of the custom attribute and then enter the text that represents the values of the attribute. Separate each value with "|". In the example below we have create three values for the attribute WEEK

Week

Name:	Value(s):
Week	July 1st - July 5th July 8th - July 12th July 15th - July 19th
<input checked="" type="checkbox"/> Visible on the product page	

Ensure that the following items have been checked

- Visible on the product page
- Used for variations

Click on "Save Attribute"

Now you can select the "Variations tab and the select add all variations. This will create a panel for each variation that you entered. In our example it will look like this .

Product data — Variable product


Inventory	Default Form Values: No default Week...
Shipping	Add variation
Linked Products	#10216 July 1st - July 5th
Attributes	#10217 July 8th - July 12th
Variations	#10218 July 15th - July 19th
Advanced	Save changes Cancel
FAQs	

Now you click on each date range and the panel will drop down as follows:

Default Form Values: ? No default Week... ▼

Add variation ▼ Go

#10216 July 1st - July 5th ▼



Enabled: Downloadable: Virtual: Manage stock? Name Your Price [\[?\]](#)

Regular price (\$)

Variation price (required)

Stock status

In stock

Weight (kg)

Shipping class

Same as parent

Description

#10217 July 8th - July 12th ▼

#10218 July 15th - July 19th ▼

Save changes Cancel

Enter the price for each variation and then click on save changes.